



The Parents Guide to Google Classroom



Presented by
Brigit DiPrimo, Director of Humanities K-12
Mount Sinai School District

What is Google Classroom?



It is your child's digital link to learning.



Teacher's use it to share assignments, homework, newsletters, projects and so much more!

How do I access my child's Google Classroom?



Each teacher provides the student with a secure login and password that is unique to them and to the particular class.



Check with your child's teacher to be provided with this information or email the teacher to add you on a list for email summaries of classroom activity.



For security purposes, please do not share the classroom ID and password with others.

How do I get to the Google Classroom?



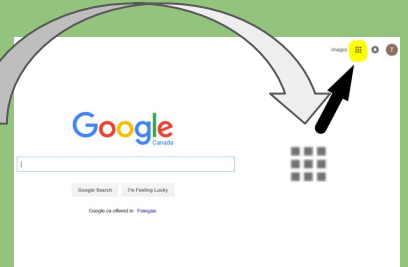
Now that you have your child's login information, it's time to navigate to the classroom to sign in. Simply open up your Google Chrome browser, click "Sign In" located in the upper right hand corner. *Please note that if you do not see the words "sign out" that another family member may be logged in.



Type in your child's email address and password as provided by the teacher.



Once you are logged in, you will see a grid with 9 boxes also known as "the waffle iron" click on the grid to see all of the Google apps for education.



App Icons and what they are....

Google Classroom: to add a class and log in



Classroom

Gmail: Mail app: This email is not activated for Mt. Sinai Students



Gmail

Drive Allows you to save documents and share them.



Drive



Calendar

Calendar: Access important dates saved.

Docs: Similar to Word.



Docs

Sheets: similar to Excel



Sheets

Slides: Similar to Power Point



Slides

Sites: Navigate to a specific website.



Sites

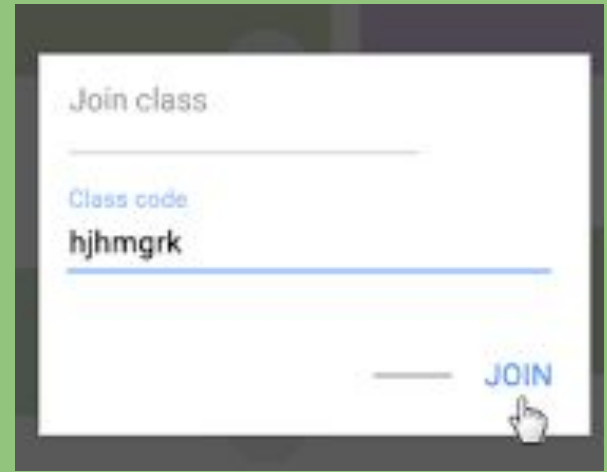
Navigating Google Classroom



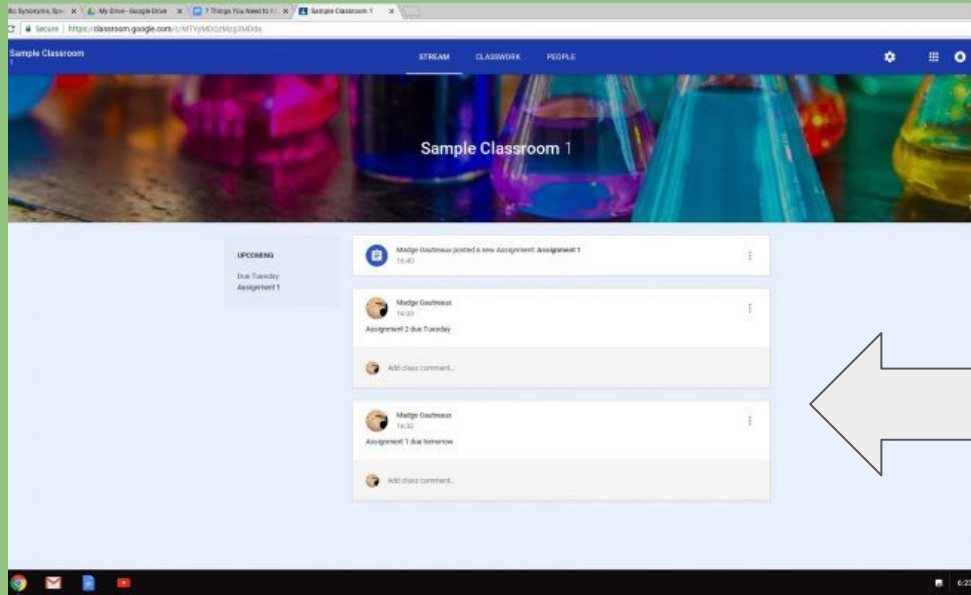
Click on the Google Classroom icon.



Click on the class you wish to view or if you have a code, hit the + sign to join a class.

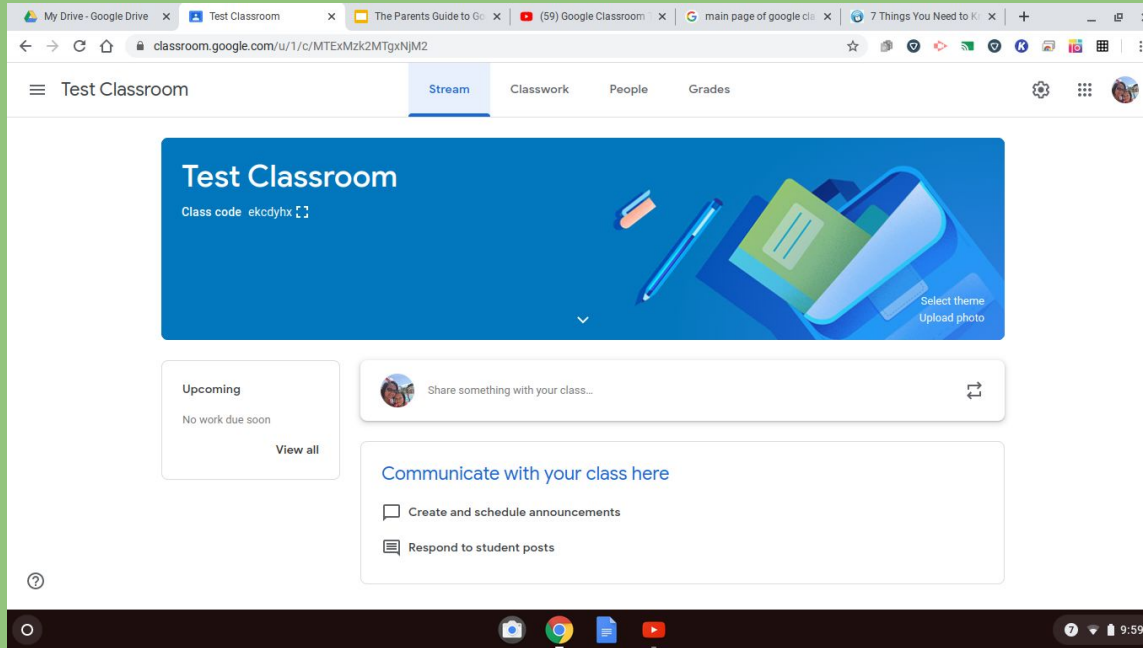


Navigating the Classroom Environment



This is what you will see upon entering the classroom. The main section is what is known as “the feed”. Here, you will see announcements, comments, assignments etc..

It is similar to a Facebook feed.



On the left hand side of the screen you will see “upcoming assignments”. If you click on the assignment, you can see what the assignment is and when it is due.

A Brief Review of Using Google Classroom



Questions????

Please email:

bdiprimo@mtsinai.k12.ny.us